



GTx

***DC - AC/DC
Stainless Steel
Submersible Pump***



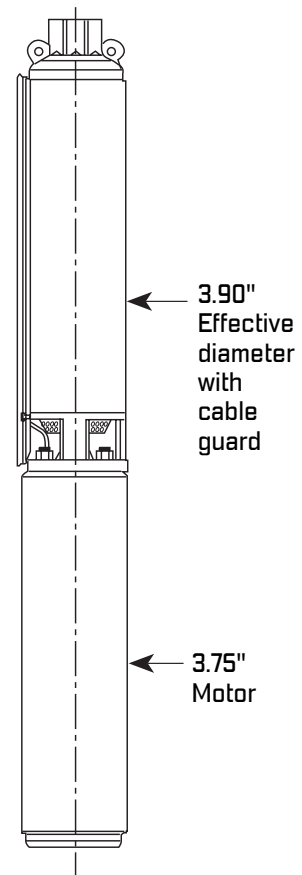
4" Pump Construction Material

S Series Pump Component

Part Name	Material
Outlet Head	SS 304
Check Valve	SS 304
Check Valve Seat	SS 304
Check Valve Retaining Ring	Rubber
Bearing	Material
Bearing Spider	Glass Filled Polycarbonate
Diffuser	Glass Filled Polycarbonate
Bowl	Stainless Iron
Impeller	Nylon
Casing	SS 201
Shaft	SS 304
Shaft Coupling	SS 304
Bush	Rubber
Suction Screen	SS 304
Motor Adapter	SS 304
Cable Guard	SS 201

Pump Feature

Our pump have designed to reach high energy efficient, long service life, and dependable performance. With face clearance diffuser and floating type impeller stack, GTX pump operates as superior sand handling. Mounted bearing are engineered glass filled polycarbonate which is excellent for abrasion resistance. Finally, hex shaft design provide impeller with high efficient power.



GTx SDC Series
4" DC Submersible Pump Set



Application

- Raw water supply
- Irrigation
- Pressure boosting
- Fountain application

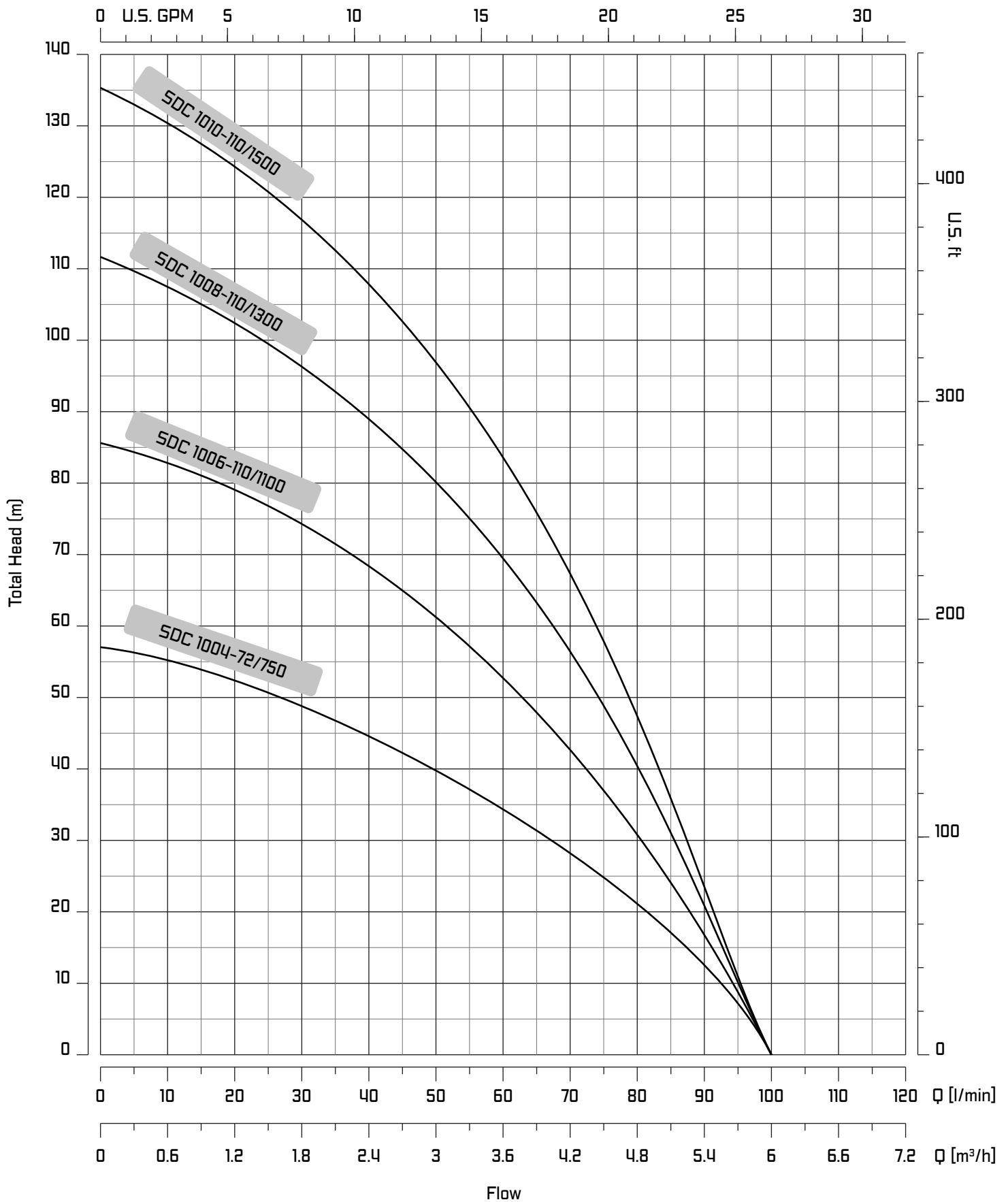
Advantage For Solar Pump

- High efficiency permanent magnet motor improve motor efficiency by 15% - 30%
- Over-load protection
- Under-load protection
- Locked Rotor protection
- MPPT controller function

DC Model

Technical Data									
Model	Power	Volt	Best DC Voltage	Max Flow	Max Head	Outlet	Cable	Solar Panel	
								Voc	Power
SDC 1004	750 W	72 V	90V-120V	6.0 m ³ /h	57 m	1.5"	2 m	<150V	≥1000W
SDC 1006	1100 W	110 V	110V-150V	6.0 m ³ /h	85 m	1.5"	2 m	<200V	≥1500W
SDC 1008	1300 W	110 V	110V-150V	6.0 m ³ /h	112 m	1.5"	2 m	<200V	≥1800W
SDC 1010	1500 W	110 V	110V-150V	6.0 m ³ /h	135 m	1.5"	2 m	<200V	≥2000W

Performance Table											
Model	Capacity										
	l/min	25	30	35	40	45	50	55	60	70	80
	m ³ /h	1.5	1.8	2.1	2.4	2.7	3	3.3	3.6	4.2	4.8
SDC 1004	57	51	48	46	44	42	40	37	34	28	21
SDC 1006	85	77	74	71	68	65	61	57	52	42	31
SDC 1008	112	99	96	92	88	84	80	75	69	56	40
SDC 1010	135	121	117	112	108	102	97	90	84	67	48



** curve tested at motor maximum power

Application

- Raw water supply
- Irrigation
- Pressure boosting
- Fountain application

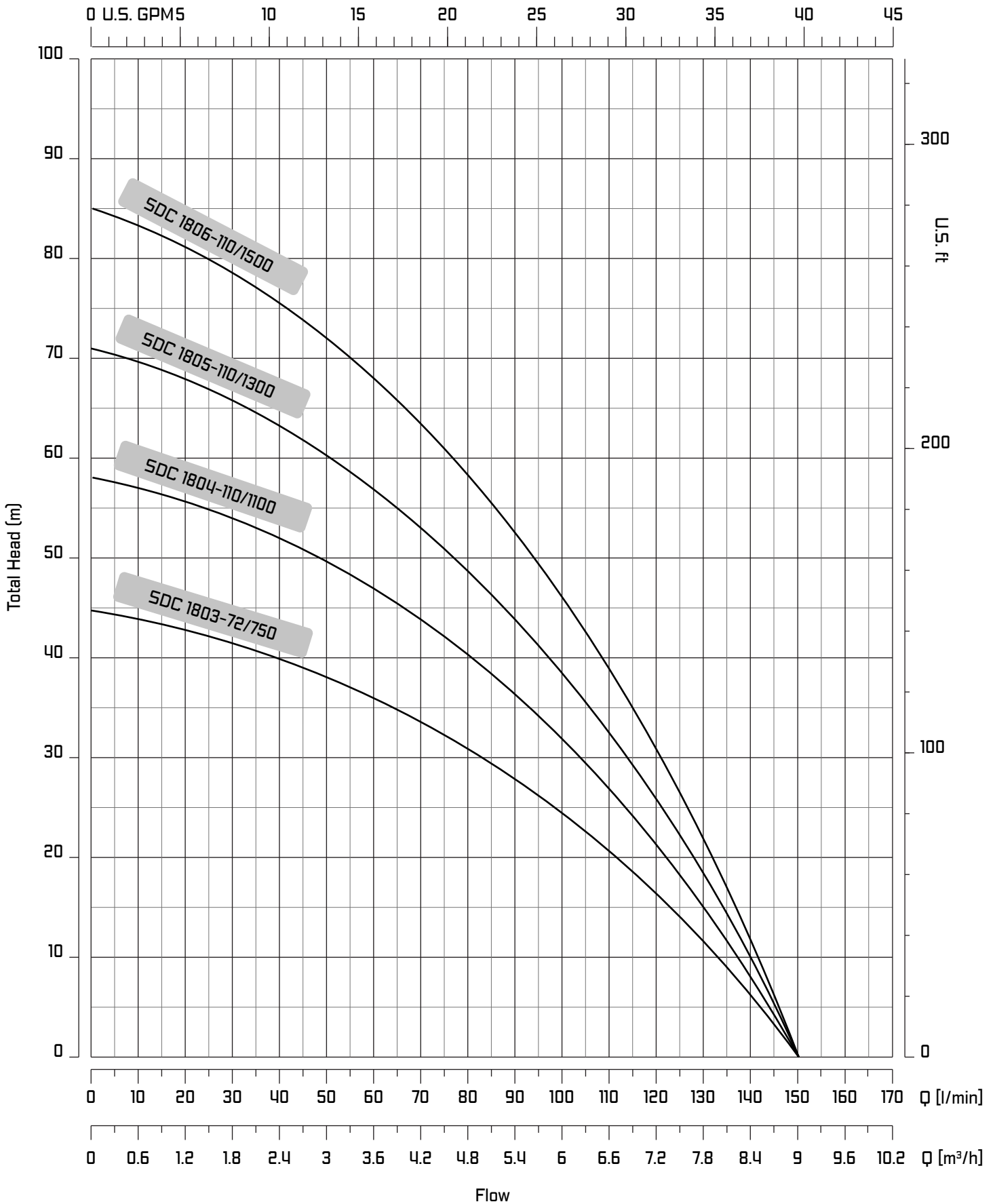
Advantage For Solar Pump

- High efficiency permanent magnet motor improve motor efficiency by 15% - 30%
- Over-load protection
- Under-load protection
- Locked Rotor protection
- MPPT controller function

DC Model

Technical Data									
Model	Power	Volt	Best DC Voltage	Max Flow	Max Head	Outlet	Cable	Solar Panel	
								Voc	Power
SDC 1803	750 W	72 V	90V-120V	9.0 m ³ /h	45 m	2"	2 m	<150V	≥1000W
SDC 1804	1100 W	110 V	110V-150V	9.0 m ³ /h	58 m	2"	2 m	<200V	≥1500W
SDC 1805	1300 W	110 V	110V-150V	9.0 m ³ /h	71 m	2"	2 m	<200V	≥1800W
SDC 1806	1500 W	110 V	110V-150V	9.0 m ³ /h	85 m	2"	2 m	<200V	≥2000W

Performance Table											
Model	Capacity										
	l/min	30	40	50	60	70	80	90	100	110	120
	m ³ /h	1.8	2.4	3	3.6	4.2	4.8	5.4	6	6.6	7.2
SDC 1803	45	42	40	38	36	34	31	28	24	21	16
SDC 1804	58	54	52	49	47	44	40	36	32	27	21
SDC 1805	71	66	63	60	57	53	48	44	39	32	26
SDC 1806	85	79	75	71	68	64	58	52	46	39	31



** curve tested at motor maximum power

GTx

SDA Series

4" AC/DC Submersible Pump Set



Application

- Raw water supply
- Irrigation
- Pressure boosting
- Fountain application

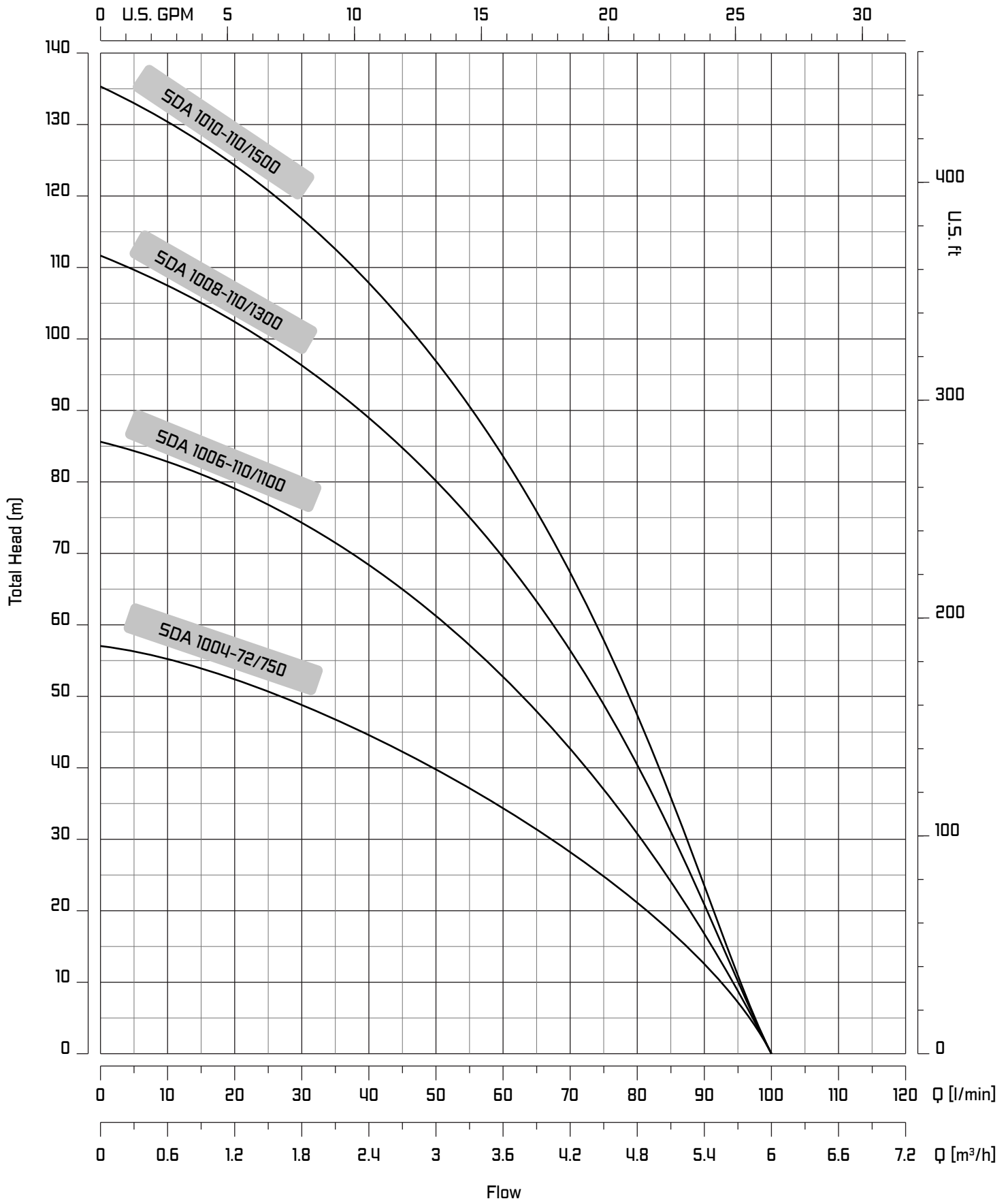
Advantage For Solar Pump

- High efficiency permanent magnet motor improve motor efficiency by 15% - 30%
- Over-load protection
- Under-load protection
- Locked Rotor protection
- MPPT controller function

AC/DC Model

Technical Data									
Model	Power	Voltage	Best DC Voltage	Max Flow	Max Head	Outlet	Cable	Solar Panel	
								Voc	Power
SDA 1004	750 W	110V-240V	80V-400V	6.0 m ³ /h	57 m	1.5"	2 m	<420V	≥1000W
SDA 1006	1100 W	110V-240V	80V-400V	6.0 m ³ /h	85 m	1.5"	2 m	<420V	≥1500W
SDA 1008	1300 W	110V-240V	80V-400V	6.0 m ³ /h	112 m	1.5"	2 m	<420V	≥1800W
SDA 1010	1500 W	110V-240V	80V-400V	6.0 m ³ /h	135 m	1.5"	2 m	<420V	≥2000W

Performance Table											
Model	Capacity										
	l/min	25	30	35	40	45	50	55	60	70	80
	m ³ /h	1.5	1.8	2.1	2.4	2.7	3	3.3	3.6	4.2	4.8
SDA 1004	57	51	48	46	44	42	40	37	34	28	21
SDA 1006	85	77	74	71	68	65	61	57	52	42	31
SDA 1008	112	99	96	92	88	84	80	75	69	56	40
SDA 1010	135	121	117	112	108	102	97	90	84	67	48



** curve tested at motor maximum power

Application

- Raw water supply
- Irrigation
- Pressure boosting
- Fountain application

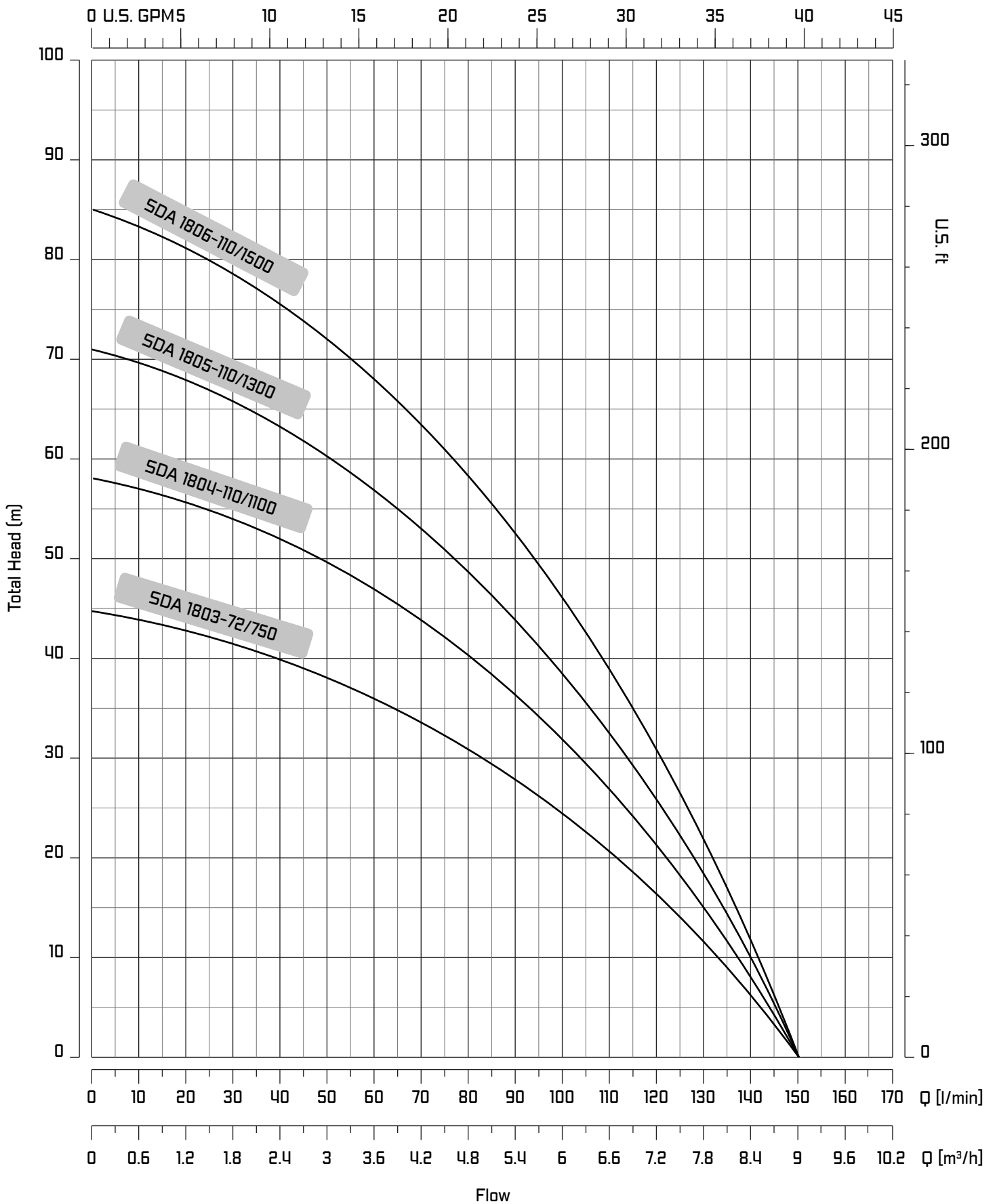
Advantage For Solar Pump

- High efficiency permanent magnet motor improve motor efficiency by 15% - 30%
- Over-load protection
- Under-load protection
- Locked Rotor protection
- MPPT controller function

AC/DC Model

Technical Data									
Model	Power	Voltage	Best DC Voltage	Max Flow	Max Head	Outlet	Cable	Solar Panel	
								Voc	Power
SDA 1803	750 W	110V-240V	80V-400V	9.0 m ³ /h	45 m	2"	2 m	<420V	≥1000W
SDA 1804	1100 W	110V-240V	80V-400V	9.0 m ³ /h	58 m	2"	2 m	<420V	≥1500W
SDA 1805	1300 W	110V-240V	80V-400V	9.0 m ³ /h	71 m	2"	2 m	<420V	≥1800W
SDA 1806	1500 W	110V-240V	80V-400V	9.0 m ³ /h	85 m	2"	2 m	<420V	≥2000W

Performance Table											
Model	Capacity										
	l/min	30	40	50	60	70	80	90	100	110	120
	m ³ /h	1.8	2.4	3	3.6	4.2	4.8	5.4	6	6.6	7.2
SDA 1803	45	42	40	38	36	34	31	28	24	21	16
SDA 1804	58	54	52	49	47	44	40	36	32	27	21
SDA 1805	71	66	63	60	57	53	48	44	39	32	26
SDA 1806	85	79	75	71	68	64	58	52	46	39	31



** curve tested at motor maximum power